

**B i t e i n t o
B e t t e r
W r i t i n g :
T h e
H a m b u r g e r
P a r a g r a p h
T e c h n i q u e**

Dr. Caroline Hyde-Simon

hyde@zhaw.ch



Outline

- 🍔 Biting into the hamburger: 3-part structure
- 🍔 Biting into the content: structure close analysis
- 🍔 Why doesn't my burger fall apart?
- 🍔 Key takeaways 😊

Biting into the burger

Topic sentence (TS)

🍔 2 elements:

- ✓ Topic
- ✓ Question / controlling idea

🍔 Topic:

- ✓ Subject matter – main idea
- ✓ Clear and specific - focus

🍔 Question/ controlling idea:

- ✓ Central message
- ✓ Narrows down the topic – specific angle or perspective
- ✓ Sets the direction
- ✓ Guides the reader's understanding

Supporting sentences (SS)

🍔 Develop & expand on main idea

🍔 Links back to the TS

- ✓ Additional info
- ✓ Examples
- ✓ Explanations
- ✓ Arguments
- ✓ Maintain coherence

Concluding sentence (CS)

🍔 Wraps up the ideas

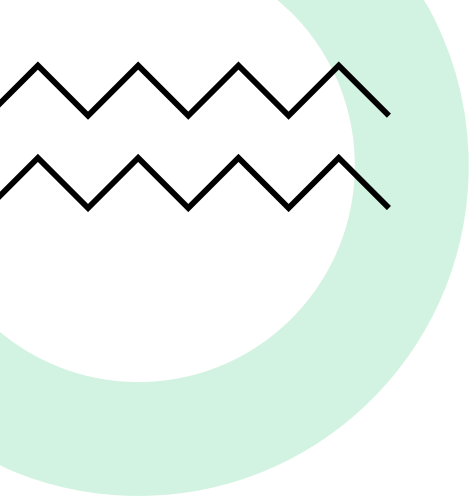
🍔 Leaves a lasting impression

🍔 Reminder of main idea in TS

🍔 Provides closure

🍔 Final thought / reflection

🍔 Transition to next paragraph - sets the scene for what comes next



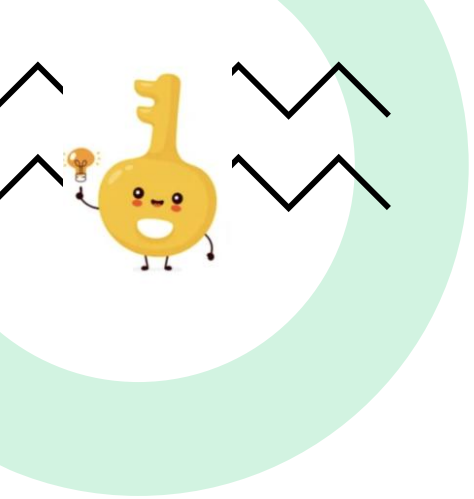
Biting into content



- **Topic sentence (TS)**
- **Supporting sentences (SS)**
- **Concluding sentence (CS)**

The hamburger paragraph structure, also known as the 'burger paragraph', is a tool for organising clear and cohesive paragraphs. At its core, this structure resembles a hamburger: the topic sentence serves as the top bun, followed by several layers of supporting details, and finally, a concluding sentence acts as the bottom bun to hold everything together. In this model, the topic sentence introduces the main idea of the paragraph, providing a roadmap for what follows. The supporting sentences then delve deeper into the topic, offering evidence, examples, or explanations to support the main idea. Each of these builds upon the previous supporting sentence, adding depth and complexity to the paragraph's argument or narrative. Finally, the concluding sentence ties everything together, summarising the key points and reinforcing the paragraph's overall message. By following the hamburger paragraph structure, therefore, writers can create paragraphs that are well-organized, cohesive, and easy for readers to digest.





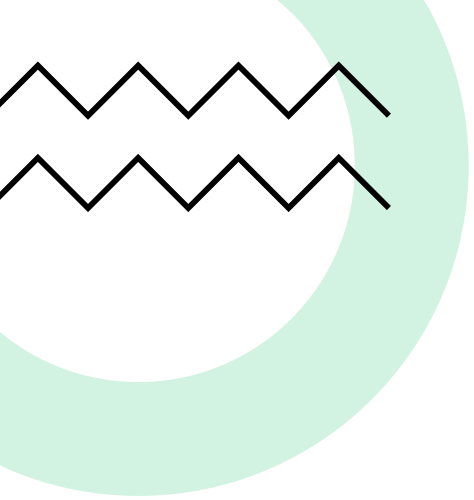
Biting into content



- Topic sentence (TS)
- Supporting sentences (SS)
- Concluding sentence (CS)

The hamburger paragraph structure, also known as the 'burger paragraph', is a tool for organising clear and cohesive paragraphs. At its core, this structure resembles a hamburger: the topic sentence serves as the top bun, followed by several layers of supporting details, and finally, a concluding sentence acts as the bottom bun to hold everything together. In this model, the topic sentence introduces the main idea of the paragraph, providing a roadmap for what follows. The supporting sentences then delve deeper into the topic, offering evidence, examples, or explanations to support the main idea. Each of these builds upon the previous supporting sentence, adding depth and complexity to the paragraph's argument or narrative. Finally, the concluding sentence ties everything together, summarising the key points and reinforcing the paragraph's overall message. By following the hamburger paragraph structure, therefore, writers can create paragraphs that are well-organized, cohesive, and easy for readers to digest.





Biting into content: TS



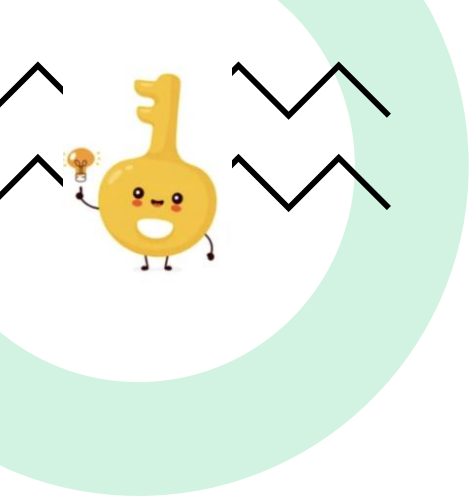
- **Topic sentence (TS)**

The hamburger paragraph structure, also known as the 'burger paragraph', is a tool for organising clear and cohesive paragraphs.

 **Topic:**

 **Controlling idea / question:**






Biting into content: TS



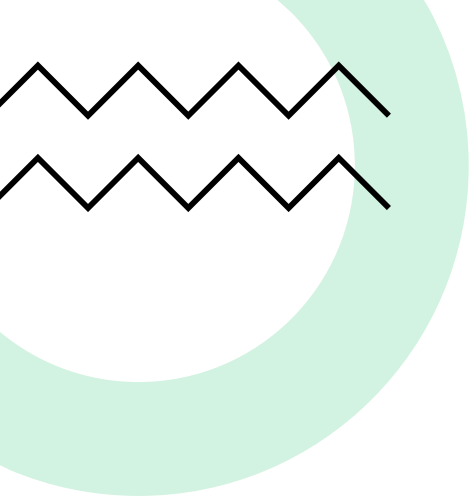
- **Topic sentence (TS)**

The **hamburger paragraph structure**, also known as the 'burger paragraph', is a tool for **organising clear and cohesive paragraphs**.

 **Topic:** **hamburger paragraph structure**

 **Controlling idea / question:** **how** does it allow the writer to organise work clearly and cohesively?





Biting into content: SS

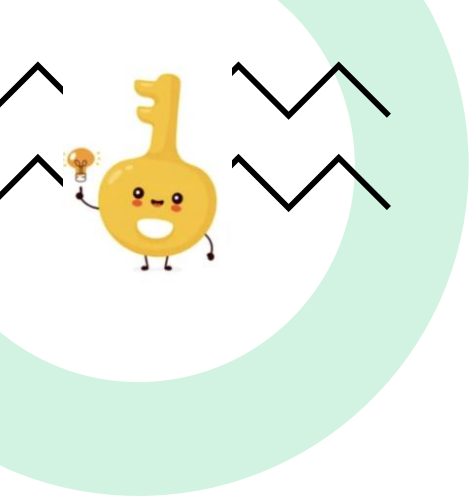


- **Supporting sentences (SS)**

At its core, this structure resembles a hamburger: the topic sentence serves as the top bun, followed by several layers of supporting details, and finally, a concluding sentence acts as the bottom bun to hold everything together. In this model, the topic sentence introduces the main idea of the paragraph, providing a roadmap for what follows. The supporting sentences then delve deeper into the topic, offering evidence, examples, or explanations to support the main idea. Each of these builds upon the previous supporting sentence, adding depth and complexity to the paragraph's argument or narrative. Finally, the concluding sentence ties everything together, summarising the key points and reinforcing the paragraph's overall message.

 Answers the question - how






Biting into content: SS

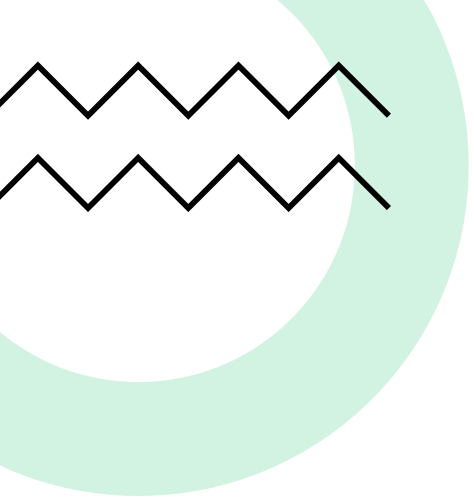


• Supporting sentences (SS)

At its core, this structure resembles a hamburger: the topic sentence serves as the top bun, followed by several layers of supporting details, and finally, a concluding sentence acts as the bottom bun to hold everything together. In this model, the topic sentence introduces the **main idea** of the paragraph, **providing a roadmap** for what follows. The supporting sentences then **delve deeper into the topic**, offering **evidence**, **examples**, or **explanations** to support the main idea. Each of these **builds upon the previous supporting sentence**, adding depth and complexity to the paragraph's argument or narrative. Finally, the concluding sentence **ties everything together**, **summarising** the key points and **reinforcing** the paragraph's overall message.

 Answers the question - **how**





Biting into content: CS



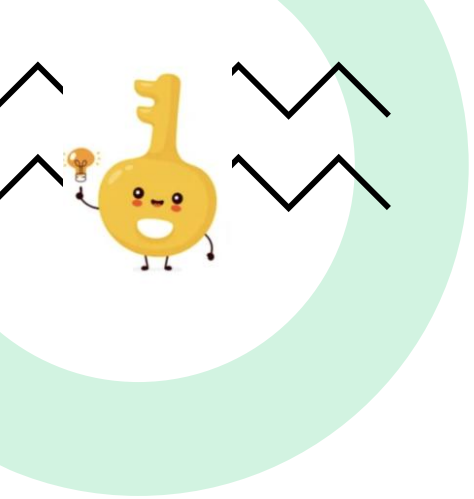
The hamburger paragraph structure, also known as the 'burger paragraph', is a tool for organising clear and cohesive paragraphs. **SS** By following the hamburger paragraph structure, therefore, writers can create paragraphs that are well-organized, cohesive, and easy for readers to digest.

- **Concluding sentence (CS)**

 Develop & expand on main idea

 Link back to the TS





Biting into content: CS



The hamburger paragraph structure, also known as the 'burger paragraph', is a tool for organising clear and cohesive paragraphs. **SS** By following the hamburger paragraph structure, therefore, writers can create paragraphs that are well-organized, cohesive, and easy for readers to digest.

- Concluding sentence (CS)

 Develop & expand on main idea

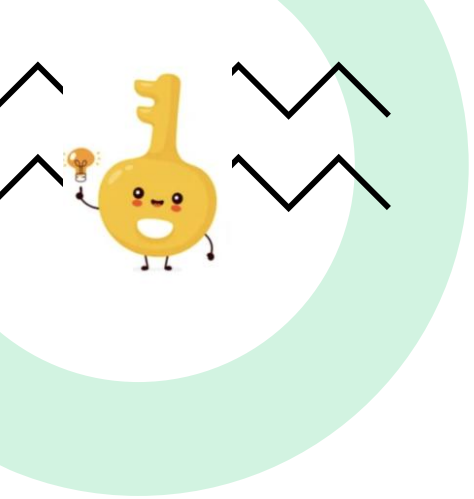
 Link back to the TS



Why doesn't my burger fall apart?


The hamburger paragraph structure, also known as the 'burger paragraph', is a tool for organising clear and cohesive paragraphs. At its core, this structure resembles a hamburger: the topic sentence serves as the top bun, followed by several layers of supporting details, and finally, a concluding sentence acts as the bottom bun to hold everything together. In this model, the topic sentence introduces the main idea of the paragraph, providing a roadmap for what follows. The supporting sentences then delve deeper into the topic, offering evidence, examples, or explanations to support the main idea. Each of these builds upon the previous supporting sentence, adding depth and complexity to the paragraph's argument or narrative. Finally, the concluding sentence ties everything together, summarising the key points and reinforcing the paragraph's overall message. By following the hamburger paragraph structure, therefore, writers can create paragraphs that are well-organized, cohesive, and easy for readers to digest.






Why doesn't my burger fall apart?

The **hamburger paragraph** structure, also known as the '**burger paragraph**', is a tool for organising clear and cohesive paragraphs. At its core, **this structure** resembles a **hamburger**: the **topic sentence** serves as the **top bun**, followed by several layers of **supporting details**, and finally, a **concluding sentence** acts as the **bottom bun** to hold everything together. In **this model**, the **topic sentence** introduces the **main idea** of the **paragraph**, providing a roadmap for what follows. The **supporting sentences** then delve deeper into **the topic**, offering **evidence, examples, or explanations** to support the main idea. Each of these **builds upon** the previous **supporting sentence**, adding depth and complexity to the **paragraph's argument or narrative**. Finally, the **concluding sentence** ties everything together, summarising the **key points** and reinforcing the paragraph's overall message. By following the **hamburger paragraph** structure, **therefore**, writers can create **paragraphs** that are well-organized, cohesive, and easy for readers to digest.





Why doesn't my burger fall apart?



The **hamburger paragraph** structure, also known as the '**burger paragraph**', is a tool for organising clear and cohesive paragraphs. At its core, **this structure** resembles a **hamburger**: the **topic sentence** serves as the **top bun**, followed by several layers of **supporting details**, and finally, a **concluding sentence** acts as the **bottom bun** to hold everything together. In **this** model, the **topic sentence** introduces the **main idea** of the **paragraph**, providing a roadmap for what follows. The **supporting sentences** then delve deeper into **the topic**, offering **evidence, examples, or explanations** to support the main idea. **Each of these** builds upon the previous **supporting sentence**, adding depth and complexity to the **paragraph's argument or narrative**. Finally, the **concluding sentence** ties everything together, summarising the **key points** and reinforcing the paragraph's overall message. **By** following the **hamburger paragraph** structure, **therefore**, writers can create **paragraphs** that are well-organized, cohesive, and easy for readers to digest.

Hamburger
Cohesion / clarity
Linking strategies
3-part burger structure
Main focus
paragraph



- 🍔 3-part structure
- 🍔 Function of each part
- 🍔 Cohesion

🍔 4 3
T I M E S

**B i t e i n t o
B e t t e r
W r i t i n g :
T h e
H a m b u r g e r
P a r a g r a p h
T e c h n i q u e**

Dr. Caroline Hyde-Simon

hyde@zhaw.ch

